

**SCAN
FOR
MORE
INFO**

Multiple Solid Top

Wrekin's Multiple solid top covers and frames can be manufactured to suit almost any chamber clear opening. Covers and frames are constructed from heavy gauge rolled steel plate and section and galvanised to BS EN ISO 1461 after fabrication. See below for available wheel loadings and cover options. Please consult our steel technical department for specific requirements.

KEY ATTRIBUTES

- ✓ Hot dip galvanised to BS EN ISO 1461
- ✓ Manufactured from Mild Steel







AVAILABLE OPTIONS

- ▶ Lock & Lift
- ▶ 4 Screw Locking per lid
- ▶ Safety Grids - See table
- ▶ Peephole
- ▶ Ventilated
- ▶ Badged
- ▶ Plain seated (unsealed)
- ▶ Single Seal
- ▶ Double Seal
- ▶ Enhanced Anti-Slip Coatings
- ▶ Special Paint Finishes
- ▶ Stainless Steel 304

GALVANISING OPTIONS

- ▶ 70 Micron (Standard)
- ▶ 100 Micron
- ▶ 140 Micron

STARTER CODES	FRAME DEPTH (mm)
C21	40mm
C24	75mm
C25	100mm

LOADING TABLE		ALL PROTECTION FALL PROTECTION OPTIONS	
WREKIN LOADING CODE	SLOW MOVING WHEEL LOAD (TONNE)		
 K	0.5	Hinged ladder safety grille	FP1
 L	1.5	Hinged walk on safety grille	FP2
 M	2.5	Split hinged pump access grille	FP3
 N	5.0	Split hinged pump access walk on grille	FP4
 P	6.5	Drop-in bar grille	FP5
 X	11.5	Drop-in walk on grille	FP6
		Orientation of fall protection systems need to be confirmed by client	

SPECIFICATION

LOCKING BOLT & LIFTING KEY DETAILS (STANDARD KEYWAY)		STOCK CODE
Locking screws	M8 socket cap	
Unlocking key	6mm hexagon key	
Lifting key	Heavy duty key	KEYSHEAVY



Heavy Duty Key - KEYSHEAVY

LOCKING BOLT & LIFTING KEY DETAILS (THREADED LIFTING EYES)		STOCK CODE
Locking screws	M8 slotted stainless steel countersunk	
Unlocking key	Flat head screwdriver	
Lifting key	M10 threaded lifting key	KEYS/M10



M10 Threaded Key - KEYS/M10

DIMENSIONS

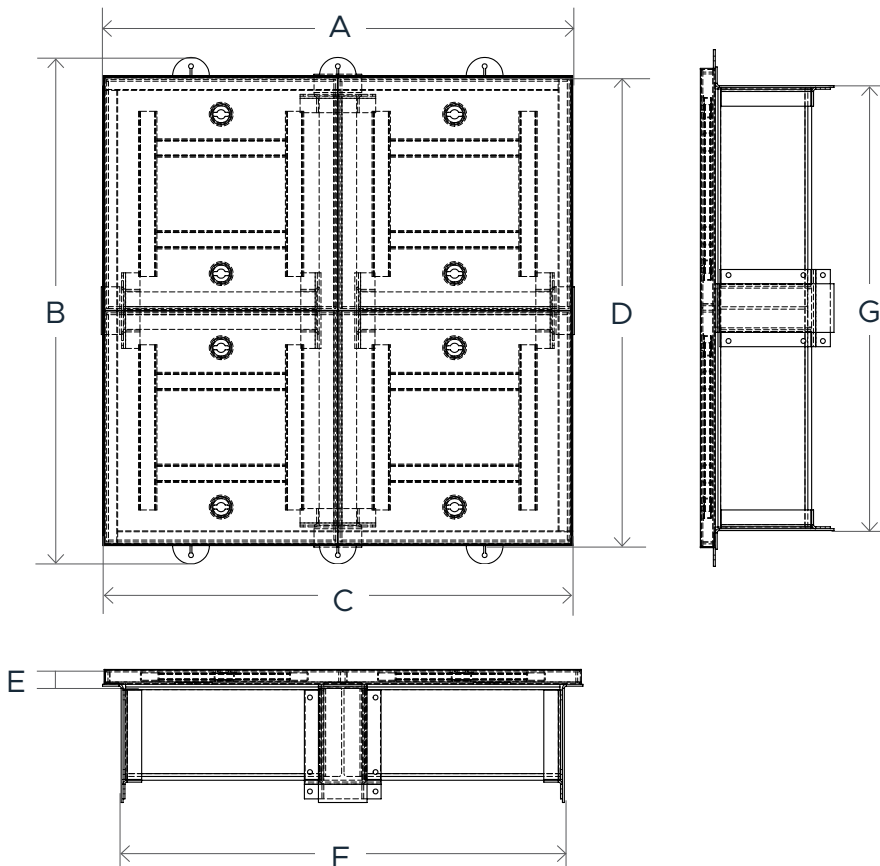


Diagram Key

AxB - Overall
Frame Size

CxD - Over Top
of Frame

FxG - Clear
Opening

E - Frame Depth

