

RECESSED TRAY MULTIPLE LEAF

Multiple recessed covers and frames for concrete infill

Multiple recessed covers and frames can be manufactured to suit a wide range of clear opening and load classes. They are tailored to suit each individual chamber, with drawings for approval supplied prior to manufacture. They are constructed from heavy gauge mild steel and hot dip galvanised for corrosion protection. Supplied as standard with all necessary supporting steel work (beams removable for chamber access).

KEY ATTRIBUTES

- ✓ Recess depth to suit loading requirements / floor finish
- ✓ Reinforcing bars in tray
- ✓ Tapered cover sides for ease of removal
- ✓ Hot dip galvanised to BS EN ISO 1461
- ✓ Supplied with removable support beams
- ✓ Wide range of load classes
- ✓ Manufactured from heavy gauge mild steel

AVAILABLE OPTIONS

- ▶ Sealed against odour egress / water ingress
- ▶ Barrel lifting eyes
- ▶ Threaded eyes for machine removal
- ▶ Locking screws
- ▶ Full frame flange
- ▶ Service indicator badge
- ▶ Fall protection grilles (see table)
- ▶ Cover peephole for spindle access
- ▶ Ventilated lids
- ▶ Frame lifting points for safe handling / installation

MATERIAL OPTIONS




- ▶ Galvanised mild steel
- ▶ Additional galvanised coating to 100 microns
- ▶ Additional galvanised coating to 140 microns
- ▶ Stainless steel grade 304
- ▶ Stainless steel grade 316

STARTER CODES	TRAY DEPTH (mm)
C27	55mm
C28	80mm
C29	100mm



LOADING TABLE


WREKIN LOADING CODE	SLOW MOVING WHEEL LOAD (tonne)	FACTA LOADING CLASS
 K	0.5	A
 L	1.5	AA
 M	2.5	AAA
 N	5.0	B
 P	6.5	C
 X	11.5	D



8-part inline covers




8-part support beams



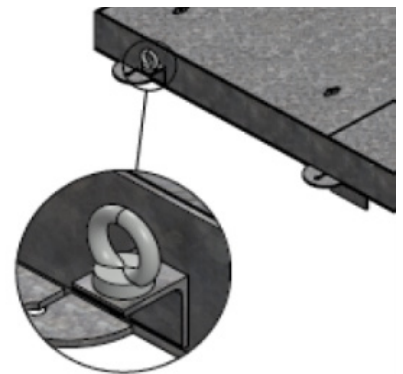
8-part, beams removed for chamber access



4-part with covers removed



Cover locking screws



Frame lifting points

FALL PROTECTION OPTIONS

Hinged ladder safety grille	FP1
Hinged walk on safety grille	FP2
Split hinged pump access grille	FP3
Split hinged pump access walk on grille	FP4
Drop-in bar grille	FP5
Drop-in walk on grille	FP6

Orientation of fall protection systems need to be confirmed by client



PM 32898

ENV 738038